

3-4

Finding Fractions on the Number Line


GIG

1 fruit bar shared by 3 people

1 stick of clay shared by 4 people

1 watermelon shared by 12 people

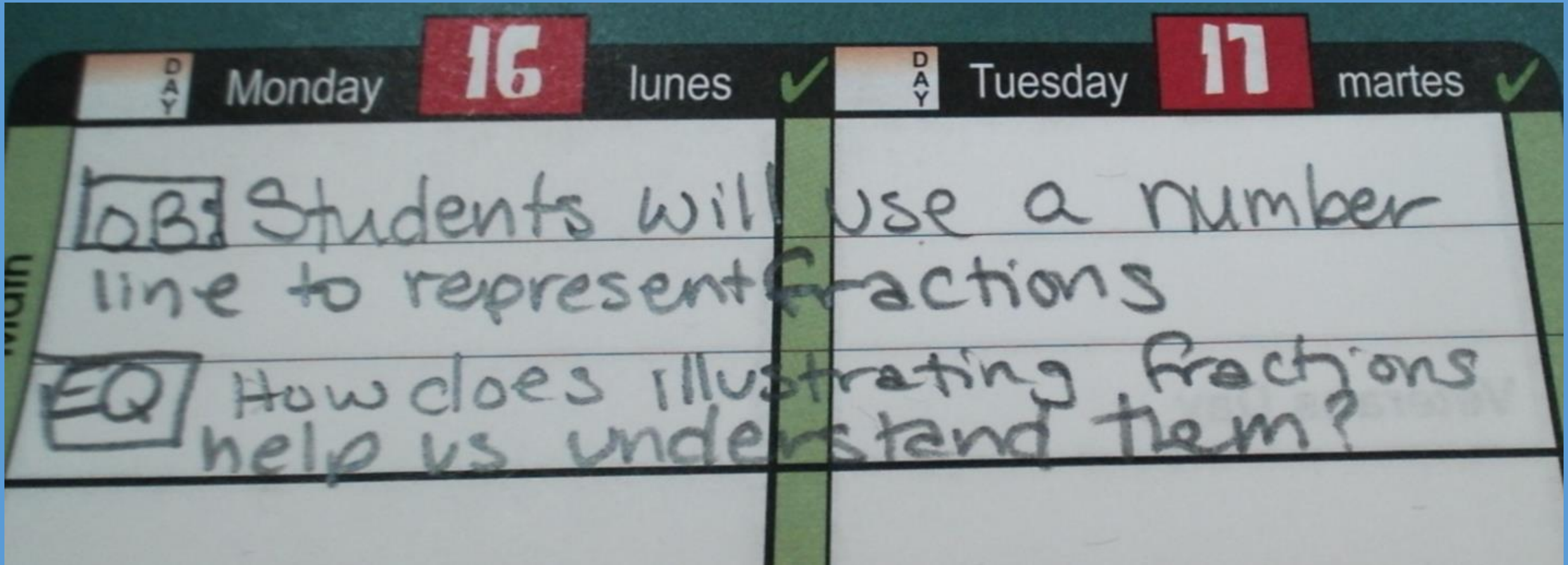
Comic of The Day



Students apply their understanding of fractions as division to report remainders as fractions.

3-4

Finding Fractions on the Number Line



Students apply their understanding of fractions as division to report remainders as fractions.

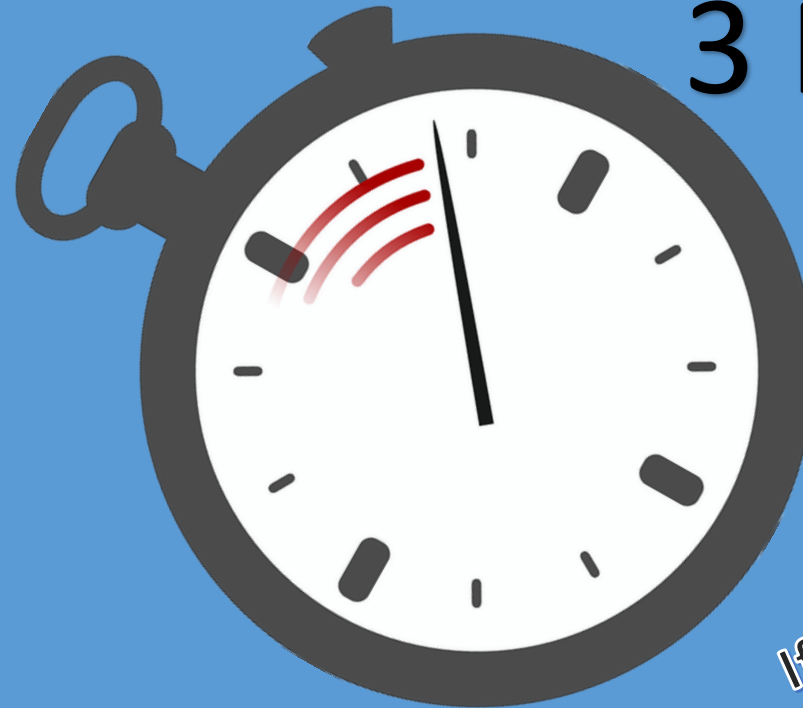
3-4

Finding Fractions on the Number Line

*Look these Words Up
In your SRB Glossary!!*

Cooperative Group Work

3 Minutes



Interval:

Mixed Numbers:

*If you finish early:
Work on page 82*

Students apply their understanding of fractions as division to report remainders as fractions.

Finding Fractions on the Number Line

Independent Think Time – Write in your Journals

Ida, Nathan, and Genise were running at track practice. After 12 minutes Ida had run $1 \frac{1}{2}$ miles, Nathan had run $\frac{3}{2}$ miles, and Genise had run $\frac{3}{4}$ mile.

*Mark the number line in **Problem 1 on journal page 80** to show where each runner was after 12 minutes. Be as precise as you can. Label each mark with the runner's name.*

Students apply their understanding of fractions as division to report remainders as fractions.

3-4

Finding Fractions on the Number Line

*Mrs. Fulks Will
Model Discussion*

Stand Up – Pair – Up and Share

What answers did you get? What does your number line look like? How did you know how to put what fraction where?

Students apply their understanding of fractions as division to report remainders as fractions.

3-4

Finding Fractions on the Number Line

Whole Group Lesson – Level 0 – Facing Forward



**Crazy
Facts!**

- Number lines go on forever in both directions
- Tick marks on number lines must be evenly spaced
- We decide how to label a number line
- We use points or dots to represent number lines